



## Course Outcome & Programme Outcome ATTAINMENT

Academic Year 2021-22

### Methods of assessment of learning outcomes and graduate attributes:

The Institution has a set method of measuring program outcomes (PO), program specific outcomes and course outcomes (CO) that ultimately improve the education quality of the college and graduate outcome. This is attained by taking inputs from the faculty, students, alumni, industry and professional bodies linking into the positive outcomes.

The attainment is calculated by direct and indirect methods.

### Direct method

1. The listed program outcomes and course outcomes are gathered for different courses.
2. The target levels are set.
3. Calculations are done for attainment of course outcomes to program outcomes.
4. Each CO is mapped to PO to make a (CO-PO) matrix.
5. The Attainment of course outcome is calculated by using the formula:  
Attainment of Course = 90% (Attainment Level in Final Exam.) + 10% (Attainment Level in Internal Assessment Exam)
6. Assessment-CO matrix is produced for each individual course.
7. The attainment level for course outcomes are defined as follows:  
**Level 1:** 40% students scored more than university average.  
**Level 2:** 50% students scored more than university average.  
**Level 3:** 60% students scored more than university average.
8. The average of the attainment values of courses are then used in calculation of program outcome attainment





9. The attainment of program outcome is done by using the following formula;

Attainment of program outcome = 90% (avg. attainment by direct method) +10% (avg. attainment by indirect method.)

### The indirect attainment method:

In this method feedback for all Program Outcomes and Program Specific outcomes are taken from the alumni and employers and this is incorporated in the formula for calculation of program outcome attainment. The score of attainment by indirect method is 10% in the calculation of program outcome attainment.

The attainment level for program outcome is defined as follows:

Table No 1: attainment level for program

Program outcome	Target Attainment level
Level 1	0.5 to 1.0
Level 2	1.0 to 1.5
Level 3	1.5 to 2.0
Level 4	2.0 to 2.5
Level 5	2.5 to 3.0

The whole exercise is done for continuous quality improvement of the college. Based on the attainment values the teaching learning policies are modified and improved.

Results were obtained, analysis was done and CO attainment was calculated.

The levels of attainment were fixed as

Level 1: > 30%

Level 2: > 40%

Level 3: > 50%.

The batch taken for result analysis was BAMS 2021-22.





## UG PROGRAMME (AYUG) :BAMS

Level of CO Attainment of 2021-22

Level 1: > 30% , Level 2: > 40% , Level 3: > 50%

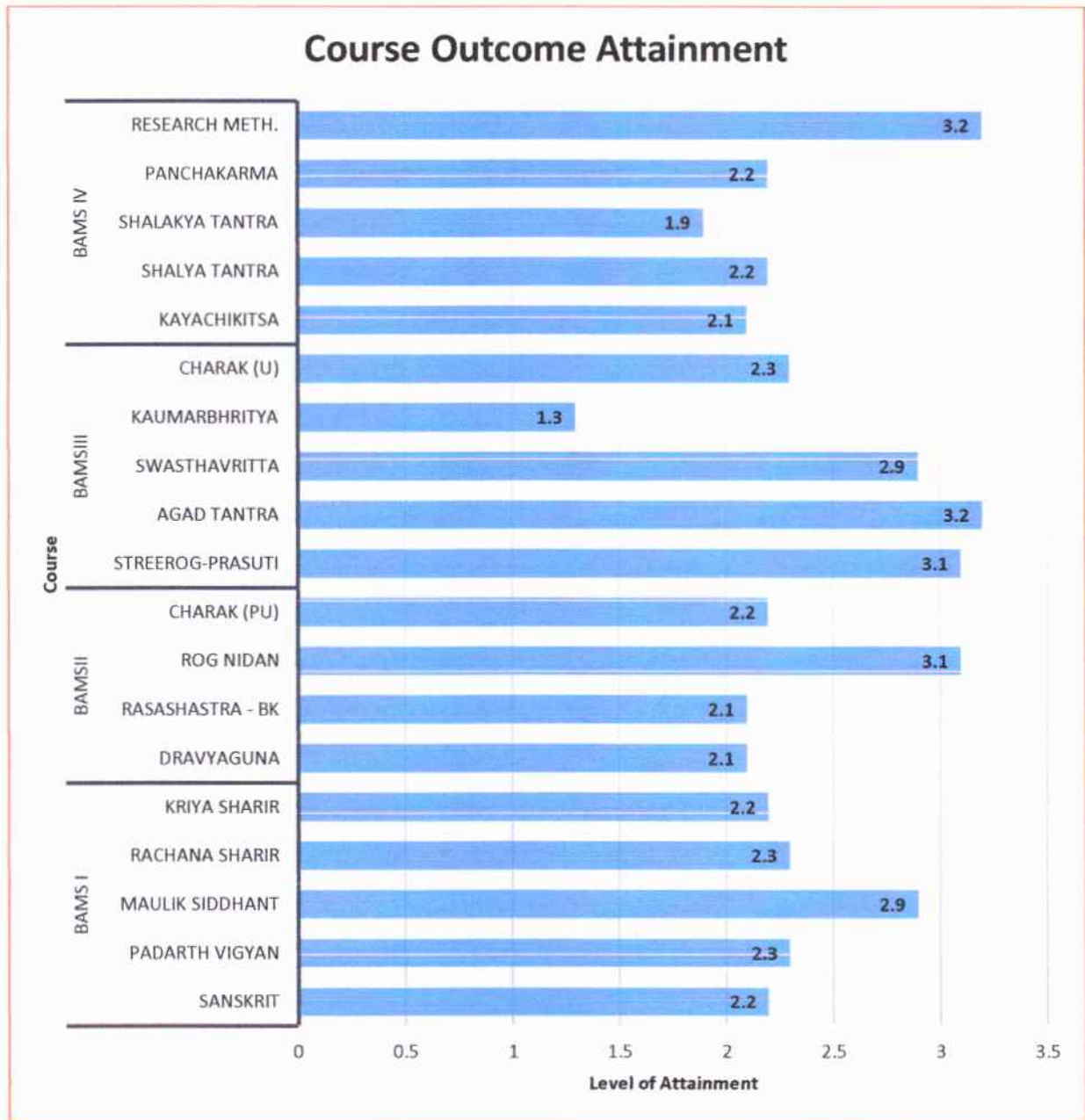
Table No 2: Level of CO Attainment

Sr. No.	Program	Course Subject	Calculations	CO Attainment
1	BAMS I	Sanskrit	90%(2)+10%(4)	2.2
		Padarth Vigyan	90%(2)+10%(5)	2.3
		Maulik Siddhant	90%(3)+10%(2)	2.9
		Rachana Sharir	90%(2)+10%(5)	2.3
		Kriya Sharir	90%(2)+10%(4)	2.2
2	BAMSII	Dravyaguna	90%(2)+10%(3)	2.1
		Rasashastra - BK	90%(2)+10%(3)	2.1
		Rog nidan	90%(3)+10%(4)	3.1
		Charak (Pu)	90%(2)+10%(4)	2.2
3	BAMSIII	Streerog-Prasuti	90%(3)+10%(4)	3.1
		Agad Tantra	90%(3)+10%(5)	3.2
		Swasthavritta	90%(2)+10%(5)	2.9
		Kaumarbhritya	90%(1)+10%(4)	1.3
		Charak (U)	90%(2)+10%(5)	2.3
4	BAMS IV	Kayachikitsa	90%(2)+10%(3)	2.1
		Shalya Tantra	90%(2)+10%(4)	2.2
		Shalakya Tantra	90%(2)+10%(1)	1.9
		Panchakarma	90%(2)+10%(4)	2.2
		Research Meth.	90%(3)+10%(5)	3.2





## Graphical representation of CO Attainment of UG Course



( Source: Table No 2)



*Alenray*  
**PRINCIPAL**

Shri. Annasaheb Dange Ayurved Medical  
College, Ashta, Tal. Walwa, Dist. Sangli



## PG PROGRAMME (AYPG) :MD/MS

Level of CO Attainment of PG departments MD/MS

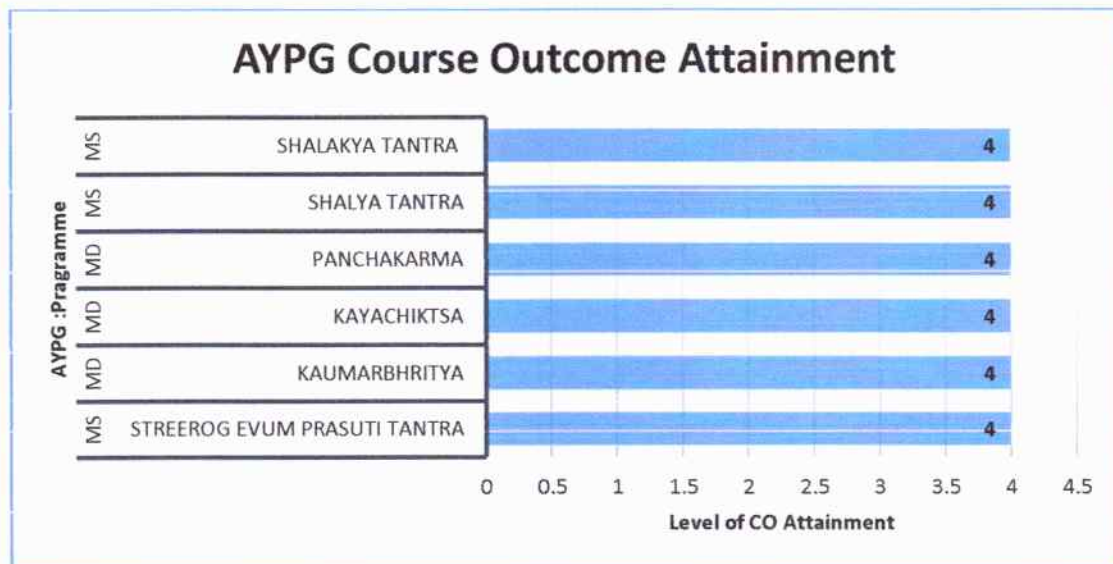
Level 1: > 30% , Level 2: > 40% , Level 3: > 50%

Table no 3: Level of CO Attainment of PG

Sr. No.	Program	Course Subject	CO Attainment
1	MS	Streerog Evum Prasuti Tantra	4
2	MD	Kaumarbhritya	4
3	MD	Kayachiktsa	4
4	MD	Panchakarma	4
5	MS	Shalya Tantra	4
6	MS	Shalakya Tantra	4

(Source : Calculations with MSEXEL )

Graphical representation of CO Attainment of PG Courses





UG –PO-CO-MATRIX:Table No 4 : UG CO PO Matrix

Sr. no.	Courses	PO1	PO2	PO3	PO4	PO5	PO6	PO7	PO8	PO9	PO10
1	Padarth Vigyan	√	√								√
2	Sanskrit	√	√	√				√			√
3	Kriya Sharir	√	√		√	√					√
4	Rachana Sharir	√	√		√	√					√
5	Maulik Siddhant Evum Ashtanga Hridaya	√	√	√							√
6	Dravyaguna Vigyan	√	√	√	√	√					√
7	Roga Nidan	√	√	√	√	√					√
8	Rasashastra Evum Bhaishajya Kalpana	√	√	√	√	√			√		√
9	Charak Samhita (Purvardh)	√	√	√							√
10	Agad Tantra Vyavhar Ayurved Evum Vidhi Vaidyaka			√		√		√		√	√
11	Swasthavritta and Yoga	√	√	√	√		√		√		√
12	Streerog Evum Prasuti Tantra		√	√		√		√	√	√	√
13	Kaumarbhritya		√	√		√		√	√	√	√
14	Charak Samhita (Uttarardh)	√	√	√							√
15	Kayachiktsa		√	√	√	√		√	√	√	√
16	Panchakarma		√	√	√	√		√	√	√	√
17	Shalya Tantra		√	√	√	√		√	√	√	√
18	Shalakyta Tantra		√	√	√	√		√	√	√	√
19	Research Methodology And Medical Statistics					√	√	√	√	√	√





## UG –PO-CO-MATRIX CALCULATIONS

Table No 5 :Matrix Calculations

Sr.no.	Courses	PO1	PO2	PO3	PO4	PO5	PO6	PO7	PO8	PO9	PO10
1	Padarth Vigyan Evam Ayurved Ka Itihas	2.3	2.3								2.3
2	Sanskrit	2.2	2.2	2.2				2.2			2.2
3	Kriya Sharir	2.2	2.2		2.2	2.2					2.2
4	Rachana Sharir	2.3	2.3		2.3	2.3					2.3
5	Maulik Siddhant Evum Ashtanga Hridaya	2.9	2.9	2.9							2.9
6	Dravyaguna Vigyan	2.1	2.1	2.1	2.1	2.1					2.1
7	Roga Nidan Evum Vikriti Vigyan	3.1	3.1	3.1	3.1	3.1					3.1
8	Rasashastra Evum Bhaishajya Kalpana	2.1	2.1	2.1	2.1	2.1			2.1		2.1
9	Charak Samhita (Purvardh)	2.2	2.2	2.2					2.2		2.2
10	Agad Tantra Vyavhar Ayurved Evum Vidhi Vaidyaka			3.2		3.2		3.2		3.2	3.2
11	Swasthavritta and Yoga	2.9	2.9	2.9	2.9		2.9		2.9		2.9
12	Streerog Evum Prasuti Tantra		3.1	3.1		3.1		3.1	3.1	3.1	3.1
13	Kaumarbhritya		1.3	1.3		1.3		1.3	1.3	1.3	1.3
14	Charak Samhita (Uttarardh)	2.3	2.3	2.3							2.3
15	Kayachikitsa		2.1	2.1	2.1	2.1		2.1	2.1	2.1	2.1
16	Panchakarma		2.2	2.2	2.2	2.2		2.2	2.2	2.2	2.2
17	Shalya Tantra		2.2	2.2	2.2	2.2		2.2	2.2	2.2	2.2
18	Shalaky Tantra		1.9	1.9	1.9	1.9		1.9	1.9	1.9	1.9
19	Research Methodology & Medical Statistics					3.2	3.2	3.2	3.2	3.2	3.2
	Total	26.6	39.4	35.8	23.1	31	6.1	21.4	23.2	19.2	45.8
	Average	2.42	2.32	2.39	2.31	3.44	2.03	2.38	2.32	2.13	2.41

**Average Programme outcome is 2.4 & Attainment Level is 5**





Sant Dnyaneshwar Shikshan Sanstha's  
**Hon. Shri. Annasaheb Dange Ayurved Medical College  
& Post Graduate Research Center**  
A/p : Ashta, Tal. : Walwa, Dist : Sangli – 416 301  
Website : [www.adamcashta.com](http://www.adamcashta.com) E-mail : [ashta.adamc@gmail.com](mailto:ashta.adamc@gmail.com)  
NAAC Accrediated ISO Certified 9001-2015, 14000-2015



## PG –PO-CO-MATRIX

Table No 6 :PG CO PO Matrix

Sr.no.	Courses	PO1	PO2	PO3	PO4	PO5
1	Prasuti Evam Stiroga	√	√	√	√	√
2	Balroga	√	√	√	√	√
3	Kayachiktsa	√	√	√	√	√
4	Panchakarma	√	√	√	√	√
5	Shalya Tantra	√	√	√	√	√
6	Shalakyia Tantra	√	√	√	√	√





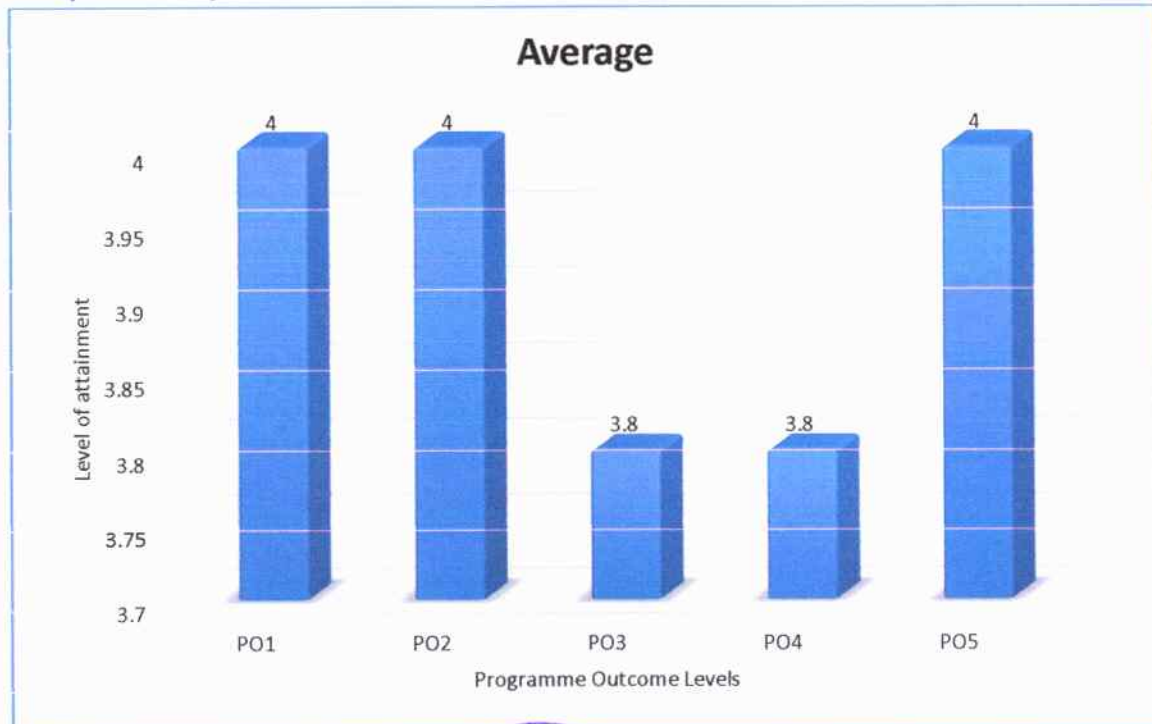



## PG –PO-CO-MATRIX

Table No 7 :PG CO PO Matrix

Sr.no.	Courses	PO1	PO2	PO3	PO4	PO5
1	Prasuti Evam Striroga	4	4	4	4	4
2	Balroga	4	4	3	3	4
3	Kayachikitsa	4	4	4	4	4
4	Panchakarma	4	4	4	4	4
5	Shalya Tantra	4	4	3	3	4
6	Shalakya Tantra (Ent)	4	4	4	4	4
	Total	24	24	22	22	24
	Average	4	4	3.6	3.6	4

## Graphical representation of Attainment Level:

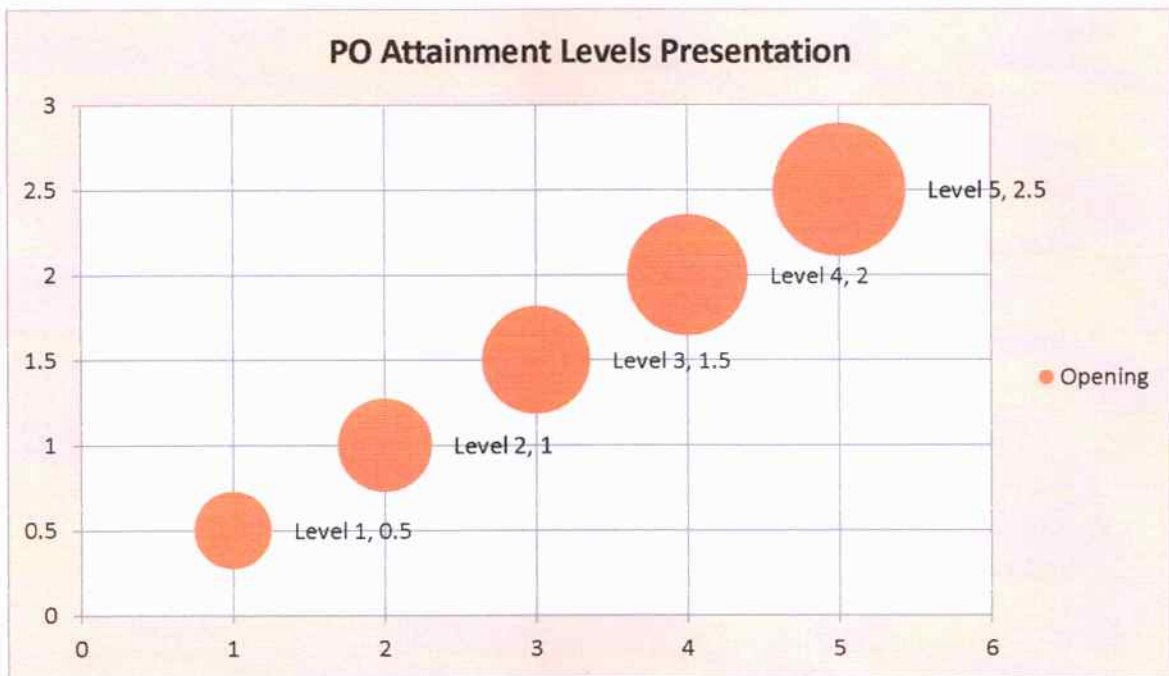




The attainment level for program outcome is defined as follows:

Table No 8 : Attainment Level

Program outcome	Target Attainment level
Level 1	0.5 to 1.0
Level 2	1.0 to 1.5
Level 3	1.5 to 2.0
Level 4	2.0 to 2.5
Level 5	2.5 to 3.0



(Source Table No 8 )

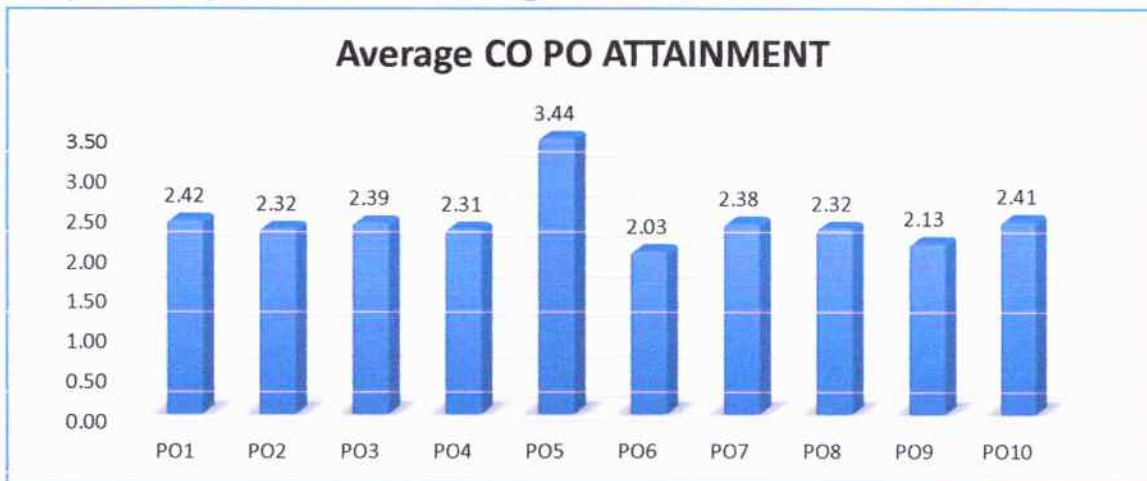


## Result of UG PO- Attainment

Table No 9 : Achieved Attainment

Sr. No	PO	PO Score	Target Level	PO Level Achieved	Attained/ Not Attained
1	PO1	2.42	4	5	Attained
2	PO2	0.00	4	5	Attained
3	PO3	2.39	4	5	Attained
4	PO4	2.31	4	5	Attained
5	PO5	3.44	4	5	Attained
6	PO6	2.03	4	5	Attained
7	PO7	2.38	4	4	Attained
8	PO8	2.32	4	5	Attained
9	PO9	2.13	4	4	Attained
10	PO10	2.41	4	5	Attained
Avg. PO. Attainment		2.4	5		Attained

## Graphical representation of Programme Outcome UG Score:



(Source : Table No 9)



*Ashtekar*  
**PRINCIPAL**  
Shri. Annasaheb Dange Ayurved Medical  
College, Ashta, Tal. Walwa, Dist. Sangli

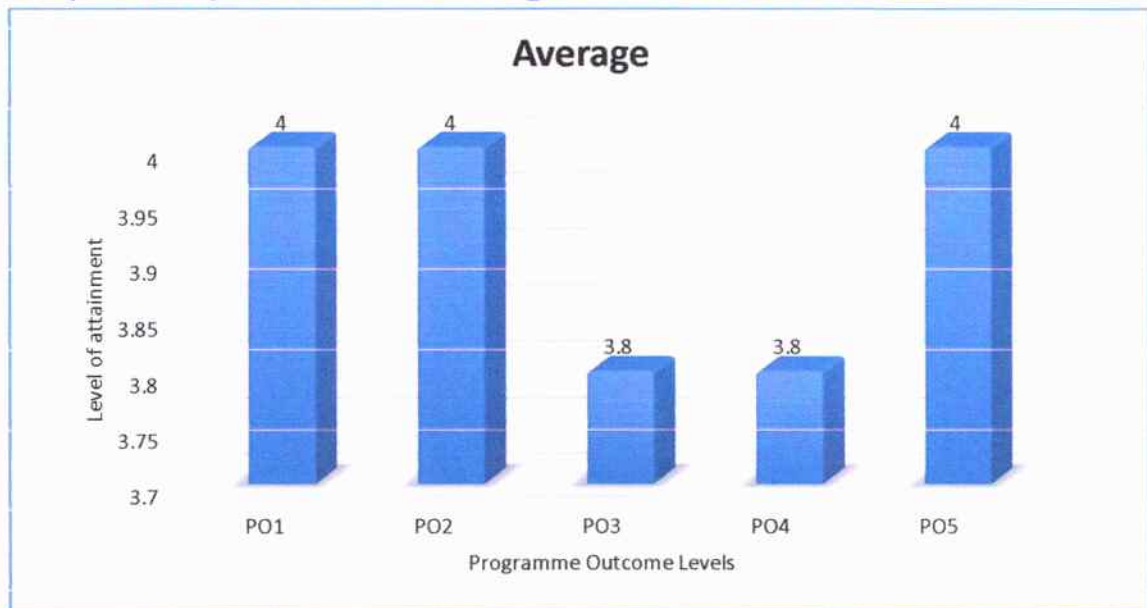


## Result of PG PO- Attainment

Table No 10 : Achieved Attainment

Sr.No	PO	PO Score	Target Level	PO Level Achieved	Attained/ Not Attained
1	PO1	4	4	5	Attained
2	PO2	4	4	5	Attained
3	PO3	3.8	4	5	Attained
4	PO4	3.8	4	5	Attained
5	PO5	4	4	5	Attained
Avg. PO. Attainment		3.92	5		Attained

## Graphical representation of Programme Outcome PG Score:



(Source : Table No 10)



*Ashtekaraj*  
PRINCIPAL  
Shri. Annasaheb Dange Ayurved Medical  
College, Ashta, Tal. Walwa, Dist. Sangli