



Sant Dnyaneshwar Shikshan Sanstha's  
**Hon. Shri. Annasaheb Dange Ayurved Medical College**

A/p : Ashta, Tal. : Walwa, Dist : Sangli – 416 301

Phone : 02342-241103/241108, Fax – 02342-241110

Website : www.adamcashta.com

E-mail : ashta.adamc@gmail.com

Ref.No.ADAMC/

Date : 29/11/2021

To,

The Principal,

ADAMC, Ashta.

**Subject:** Regarding Educational visit of UG & Pg students of Animal House & Pharmacy Laboratory.

**Dear sir/Madam,**

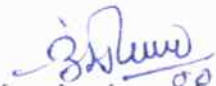
We request to permit us for above cited one day educational visit to Birnale College of pharmacy Sangli, on 3<sup>rd</sup> December 2021.

We have been taken oral telephonic permission for this from Concern College.

We ensure you for the safety and security for the students.

Hoping for the positive response.

Thanking you,

  
Your's sincerely

  
30/11/21





Sant Dnyaneshwar Shikshan Sanstha's  
**Hon. Shri. Annasaheb Dange Ayurved Medical College**  
A/p : Ashta, Tal. : Walwa, Dist : Sangli – 416 301  
Phone : 02342-241103/241108, Fax – 02342-241110  
Website : www.adamcashta.com E-mail : ashta.adamc@gmail.com

## VISIT REPORT 2021-2022

Research is an academic part of every post-graduate student. It is necessary to get awareness of the other research work which was carried out in other centers. On 3<sup>rd</sup> December 2021, 27 students of 1<sup>st</sup> year Pre MD/MS batch 2020-2021 of Hon. Shri. Annasaheb Dange Ayurved Medical College, Post graduate & Research Center, Ashta visited Appasaheb Birnale College of Pharmacy, Sangli to observe the research instruments with the teachers regards Research Methodology Department and Mr. Akshay Chougule.

**Parental Institute:** - Hon. Annasaheb Dange Ayurved Medical Collage Ashta

**Host Laboratory:** Dept. of Pharmacology, ABCP Sangli.

**Collaboration with:** - ABCP Sangli by MoU dated 03/12/2021

### Overview of Lab Visit:

Pre MD/MS students got the excellent opportunity to visit the laboratory of Dept. of Pharmacology, ABCP Sangli and Prof. Dr.S.A.Tamboli warmly welcomed us. He had taken time off her busy schedule to welcome us, and introduce us to all lab members. Soon after that, we was helped by Prof Dr.P.L.Ladda to fulfill all the administrative formalities and register as a Visiting Fellow. All the lab members extended full support for us. Dr. Tabassum gave the brief lecture on overall information about college and location of animal facilities to laboratories, physical facilities, sanitation and cleanliness.

Dr.P.L.Ladda gave me a tour of laboratory in which she explained various equipments used there with demonstration. Our students personally had opportunity to handle some of the equipments. She gave detailed description of all the equipment's like bio pack, noninvasive BP apparatus. Our visit to Dept. of Pharmacology; ABCP Sangli also had to come to an end. On December 03, we left Sangli, scientifically enriched and confident to utilize my experience to bring a positive difference to our College lab.





Sant Dnyaneshwar Shikshan Sanstha's  
**Hon. Shri. Annasaheb Dange Ayurved Medical College**  
A/p : Ashta, Tal. : Walwa, Dist : Sangli – 416 301  
Phone : 02342-241103/241108, Fax – 02342-241110  
Website : [www.adamcashta.com](http://www.adamcashta.com) E-mail : [ashta.adamc@gmail.com](mailto:ashta.adamc@gmail.com)

### Instrumentation:

- 1) **DIGITAL ACTOPHOTOMETER (ACTIVITY CAGE)** is designed to study the spontaneous or induced or locomotor activity in small animals like mice or rats.



**DIGITAL ACTOPHOTOMETER**

- 2) **Elevated plus maze (EPM)** is a test measuring anxiety in laboratory animals that usually uses rodents as a screening test for putative anxiolytic or anxiogenic compounds and as a general research tool in neurobiological anxiety research such as PTSD and TBI.



**Elevated plus maze (EPM)**

- 3) **The light-dark box test (LDB)** is a popular animal model used in pharmacology to assay unconditioned anxiety responses in rodents.





Sant Dnyaneshwar Shikshan Sanstha's  
**Hon. Shri. Annasaheb Dange Ayurved Medical College**  
A/p : Ashta, Tal. : Walwa, Dist : Sangli – 416 301  
Phone : 02342-241103/241108, Fax – 02342-241110  
Website : www.adamcashta.com E-mail : ashta.adamc@gmail.com



**The light-dark box test (LDB)**

- 4) **Rotarod** -Rotarod test is widely used to evaluate drug effects on motor coordination, balance and motor learning in rodents. Animals experiencing impaired motor coordination are unable to cope with the rotating rod and will drop off when the rotation speed exceeds their motor coordination capacity.



#### **Rotarod**

#### **Relevance to my Research:**

Working under the guidance of Dr.P.L.Ladda, Dr. Tabassum and Mr. Sushant Patil improved my technical skills and understanding of concepts in Animal house and Laboratory techniques. This knowledge will be really helpful for my upcoming research works.

#### **Acknowledgements:**

I would like to thank our home research Department. Specially Dr. Anjali Upadhyaya ma'am and Mr. Akshay Chougule sir for giving us opportunity to visit Pharmaceutics Research Laboratory, ABCP, Sangli.





Sant Dnyaneshwar Shikshan Sanstha's  
**Hon. Shri. Annasaheb Dange Ayurved Medical College**  
A/p : Ashta, Tal. : Walwa, Dist : Sangli – 416 301  
Phone : 02342-241103/241108, Fax – 02342-241110  
Website : [www.adamcashta.com](http://www.adamcashta.com) E-mail : [ashta.adamc@gmail.com](mailto:ashta.adamc@gmail.com)

I would now like to thank the principal Dr.S.A.Tamboli for granting me permission for this visit and giving me a chance to learn new things. This Lab visit would not have been possible without her kind support. I would also like to thank Dr.Ladda, Dr. Tabassum and Mr.Sushant Patil for giving the needful information about the laboratory. I would also like to thank my college, principal, PG coordinator and all the staff who helped me in this process.

**Department of Pharmaceutics Research Laboratory, ABCP, Sangli on Dated 03/12/2021**






Sant Dnyaneshwar Shikshan Sanstha's  
**Hon. Shri. Annasaheb Dange Ayurved Medical College**

A/p : Ashta, Tal. : Walwa, Dist : Sangli – 416 301

Phone : 02342-241103/241108, Fax – 02342-241110

Website : [www.adamcashta.com](http://www.adamcashta.com) E-mail : [ashta.adamc@gmail.com](mailto:ashta.adamc@gmail.com)



*(Signature)*  
**PRINCIPAL**

Shri. Annasaheb Dange Ayurved Medical  
College, Ashta, Tal. Walwa, Dist. Sangli



## VISIT REPORT 2021-2022

### *Educational Visit Animal House At Appasaheb Birnale College of Pharmacy,Sangli*

On 3<sup>rd</sup> December 2021, 27students of 1<sup>st</sup> year Pre MD/MS batch 2020-2021of Hon. Shri Annasaheb Dange Ayurved Medical College, post Graduate &Research Centre, Ashta Visit Animal House at Appasaheb Birnale College of Pharmacy,Sangli under the guidance of Mr . AkshayChougule.

Dr.P.L.Ladda,Dr.Tabassum & Mr.ShirishPatil of Appasaheb Birnale College of Pharmacy demonstrated the various aspect of animal such as Albino rats, Swiss mice. Their Environment, feed, Health maintenance &Breeding was explained by them.

**Parental Institute:** - Hon. Annasaheb Dange Ayurved Medical Collage Ashta

**Collaboration Institute:** - Appasaheb Birnale Collage of Pharmacy Sangli

**Date of Visit:** - 03/12/2021

**Co-ordinate Faculty:**-Akshay Choughule

### Team of PG Batch 2020-21





## CONTENTES

- INTRODUCTION
- ANIMAL HOUSE DESIGNING
- FACTORS
- VETERINARY CARE
- RECORD KEEPING
- ANIMAL FEED
- CONCLUSION
- REFERENCE

## INTRODUCTION

- GLP for animal facilities is indented to assure qualities maintenance and safety of animal used in laboratory studies while conducting biomedical and behavioral research and testing of products.

- CPCSEA (Committee for the Purpose of Control and Supervision on Experiment on Animal)

- The most commonly used animals-

- Frog, Guinea Pig

- Mouse, Rat

- Rabbit, Monkey

- Cat, Dog, Sheep

## ANIMAL HOUSE DESIGNING

### ❖ KEY COMPONENTS IN DESIGN

- Animal holding rooms
- Procedure rooms
- Washing area
- Storage
- Waste area







- Corridor
- Furniture and equipment
- Animal watering systems

**Approximate net area of animal room**

Species	Group Size	Onp pf animals/m2
Mice	16	
Rats	16	

### ANIMAL HOUSE DESIGNING

- Animal Holding Rooms :
- Building Material - Moisture proof, Fire resistant Seamless materials are most desirable for interior surfaces
- Corridor - It should be wide enough to facilitate the movement of personnel as well as equipment's and should be kept clean.
- Floors: - Floors should be smooth, moisture proof, Skid proof.
- Walls and Ceilings: - Walls should be free of cracks.
- Temperature and humidity control: - Air conditioning is an effective means of regulation these environmental parameters for laboratory animals.
- Power and lightning- Lighting system be installed that provides adequate illumination while people are working in the animal rooms and a lowered intensity of light for the animals. Emergency power should be available in the event of power failure.

### FACTORS THAT INFLUENCE ANIMAL RESEARCH

- Animal Related Factors
- Age Sex Reproductive status
- Genetic make-up
- Disease
- Biological rhythms
- Microbial flora





## FACTORS THAT INFLUENCE ANIMAL RESEARCH

- Physical & Environmental Factors
- Noise
- Room Temperature
- Lighting System
- Relative humidity
- Building
- Fluid and Water

## ANIMAL HOUSE, ABCP SANGLI


The Animal House, Appasaheb Birnale college of Pharmacy is located at Nishant colony Sangli, adjacent to the building of the Department of Zoology. The animal house construction was initiated since 2012 and completed in 2015.

The activities of Central Animal House are:

- (I) Promoting basic and educational animal research.
- (II) Periodical Institutional Animal Ethic committee meeting
- (iii) In-vivo and in vitro studies for PhD level and collaborative projects.

This Animal house facility is registered with Committee for the Purpose of control and Supervision of Experiments on Animals (CPCSEA), Ministry of Environment, Forest and Climate Change, Government of India on 01/09/2015 (Registration number 1819/GO/Re/S/15/CPCSEA) and has an established Institutional Animal Ethics Committee (IAEC) that advises the students, teachers/researchers on facilities, policies and practices concerning the care and use of animals. The Animal House facility is at present under the care of the Department of Zoology, ABCP.

The Animal House facility has mice, rats, and provision for rabbits. Each species of animals is housed in separate rooms partitioned with aluminum frame and particle board in fill in the half lower portion and glass in the upper half portion to avoid disease transmission and inter-species conflicts and to eliminate anxiety and possible physiological and behavioral changes due to interspecies conflict. Each laboratory animal requires special care. They are normally





sensitive to their living conditions and living habits. Every part of animal care including feeding, watering, restraining, cage cleaning, record keeping and ordering of animals, feeds, bedding materials and equipment from outside sources are monitored by trained and experienced researchers. The animal room occupies about 50-60% of the total constructed area and the remaining area is utilized for service such as store, quarantine and corridors.

The animals themselves are isolated from human habitation and guarded from dust, smoke, noise, wild rodents, insects and birds-in fact anything that would disturb their habitat. The housing environment and climate is moderated as well to ensure that artificial variables do not interfere. A high degree of hygienic conditions (macro and micro environment) around the animals are maintained as per the CPCSEA guidelines. The floor of the animal house is smooth with vitrified tile to avoid moisture, non-absorbent, skid-proof, resistant to wear, acid, solvents, adverse effects of detergents and disinfectants, fire-resistant and for easy cleaning and capable of supporting racks, equipment and stored items without becoming gouged, cracked, or pitted. The roof is with false ceiling to help create healthy environment inside the animal house. Two main doors D1 for entry and D2 for exit and glazed window for proper sunlight. Corridors are wide enough to facilitate the movement of personnel as well as equipment.

**Power:** All efforts are made to maintain the animals under controlled environmental conditions of temperature (24-26°C), relative Humidity (60-10%), and automatic light and dark cycle with 100 % fresh air exchange in all animal rooms and uninterrupted power and water supply. The electrical system is safe and provides appropriate lighting and a sufficient no of power outlets.

**Facility available:** Mice room, rat room, quarantine room, change room, sick animal room, record keeping room (record for animal purchase, animal use and animal death), washing room and store room.

(i) **Change room:** Disposable gear such as gloves, masks, head covers, coats, coveralls and shoe covers are kept in this room.

(ii) **Quarantine room:** Duration of stabilization will depend on type and duration of animal transportation, and animals are housed in quarantine room for a minimum duration of one week for mice and rat.





(iii) **Sick room:** Animals that show signs of a contagious disease are isolated from healthy animals and kept in this room.

**Equipment available:** Stainless steel racks for holding rats and mice cages having multiple row configurations and wheels for maneuverability; polyethylene cages for mice and rats with cage lid and stainless steel wire bar, as well as an 850 mL water bottle; Air purification unit, air condition unit, digital Thermometer, Hygrometer and Autoclave.

**Feeding and water devices:** Mice and rats are provided with soft bedding preferably fibrous bedding with greater absorbent. Food pellets/ chow are provided with water on a daily basis. Water bottles and beddings are changed thrice a week for maintaining animal hygiene.

**Animal Research areas:** We are doing the following research activity:

- 1) Invasive study models
- 2) Toxicological studies
- 3) Cancer studies
- 4) Anthelmintic studies
- 5) Anti-inflammatory studies
- 6) Anti-diabetic studies
- 7) Immunomodulatory studies
- 8) Reproductive studies
- 9) Obesity study model

**Forms and Formats Available:**

- 1) Application for the Permission of Animal Experiments (Form B)
- 2) Record of Animals Bred/Acquired/Transfer (Form C)
- 3) Record of Animals Acquired and Experiments Performed (Form D)





## **STANDARD OPERATING PROCEDURE (SOP) FOR INSTITUTIONAL ANIMAL ETHICS COMMITTEE, APPASAHEB BIRNALE COLLAGE OF PHARMACY, SANGLI**

### **1. Objective of Research and experimentation:**

This is covered by provisions of the Prevention of Cruelty to Animals Act, 1960 (amended in 1982) and Rules of Breeding of and Experiments on Animals (Control & Supervision) 1998 (amended in 2001 and 2006) framed under the PCA 1960. Government has constituted a Committee for the Purpose of Control and Supervision of Experiments on Animals (CPCSEA) under the provision of Section 15 of PCA Act 1960, Institutional Animal Ethics Committee (IAEC) is a local body, approved by CPCSEA, which has been empowered to permit experiments on small animals through an amendment in Rules for Breeding and Experiments on Animals (Control and Supervision) in year 2006. Institute has adopted SOP from CPCSEA for making





guidelines for IAEC working in the University to ensure the effective and responsible functioning of IAEC.

**2. Functions of Institutional Animal Ethics Committee (IAEC):**

IAEC means a body comprising of a group of persons recognized and registered by the CPCSEA performed in an establishment which is constituted and operated in accordance with procedures specified for the purpose by the Committee, IAEC accords quality and consistency in review of research proposals and to prevent infliction of unnecessary pain & sufferings before, during and after experiments on animals. IAEC is providing independent, competent and timely review of the ethics of proposed studies before the commencement of a study and regularly monitor the ongoing studies. IAEC reviews and approves all research proposals involving small laboratory animal experiments only, with a view to assure quality maintenance and welfare of animals used in pre-clinical research. IAEC ensures that experiments shall be performed in every case by or under the supervision of a qualified person (Veterinarian/Scientist from Biological background) and under the responsibility of the Principle Investigator (PI). Every experimenter must be experienced enough in animal experimentation either during education or by training. IAEC reviews the proposals before start of the study as well as monitor the research throughout the study and after completion of the study through annual reports, final report. The committee also ensures compliance with all regulatory requirements, applicable guidelines and laws under CPCSEA.

**3. Inspection of Animal House:**

IAEC also monitor and inspect the housing of animals and ensure that it is as per stipulated conditions and standards. Experiments are checked that animals which in course of the experiments are so deeply anesthetized / injured / suffering from severe pain with poor prognosis/ recovery would involve serious sufferings and are euthanized as per specified norms. Ensure that required records are maintained with respect to experiments performed on animals. Ensure that animals intended for the performance of experiments are properly cared before and after experiments.

**4. Composition and Constitution of IAEC:**

IAEC Includes 9 members as described below:





**A. Institutional Members: (5 members from ABCP, Sangli)**

1. Scientist In Charge Of Animals Facility
2. Veterinarian Involved in the Care Of Animal
3. Biological Scientist
4. Scientists from Different Biological Disciplines
5. Scientists from Different Biological Disciplines

**B. CPCSEA Nominated members: (3+1 members from outside institute)**

1. CPCSEA Main Nominee
2. CPCSEA Link Nominee
3. Scientist From Outside the Institute.
4. Socially Aware Nominee

The Chairperson of the committee and Member Secretary are nominated by the institution. IAEC will be reconstituted for 5 years at the time of CPCSEA Registration renewal. Midterm reconstitution may be requested to CPCSEA in special cases viz. event of death, long time non-availability or violation in responsibilities of IAEC with details (CV and secrecy undertaking) of replacing member. Any replacement in IAEC members can be made only with the prior approval of CPCSEA.

**A. Meetings of IAEC:**

A minimum of 6 members is required for quorum to conduct the meeting. Two Meetings of IAEC shall be held in 1 year as and when 5 or more than 5 study protocols will be submitted to Member Secretary, meeting will be organized as earliest possible to expedite the process of IAEC discussion and decision. Even if there are no projects, mandatory frequency of meeting will be maintained, to discuss the animal welfare and well-being issues in the animal house. Member Secretary will maintain and provide all relevant record to the committee members. The Chairperson will conduct all meetings of the IAEC. If, for reasons beyond control, the Chairperson is not available, an alternate Chairperson will be elected by the members present from among themselves, who will conduct the meeting. The Member Secretary will be





responsible for organizing the meetings, maintaining the records and communicating with all concerned. He/she will prepare the minutes of the meetings and get them signed by every member present in meeting for record purpose and further communication. Copy of minutes will be uploaded to CPCSEA website within 15 days of meeting, if no genuine cause of delay is in existence. In every meeting visit to animal house will be mandatory agenda.

**B. Animal Experimentation Application Procedure:**

Application procedure is open round the year. It is advised to submit animal study protocols without waiting for notification of IAEC meeting that will avoid the last minute hurry. Animal Research projects will be submitted to Member secretary, IAEC, ABCP Sangli in prescribed application format. The Member Secretary will acknowledge the receipt of study protocol and indicate any lacunae. Missing information should be supplied within one week. Member Secretary, IAEC will maintain the application, review, modification/cancellation of animal experimentation related documents. Member Secretary, IAEC will maintain the communication to PI and send the proposals to all members at least 2 weeks in advance. The decision will be made by consensus after discussion and shall be recorded in the minutes' book and approval of Chair Person will be taken along with signature of all members present in meeting. Minutes will be confirmed during the next meeting. The minutes of each meeting will be stored with the Member Secretary, IAEC.

***Element of Review Protocol will be reviewed ensuring following criteria:***

1. Scientific design and conduct of the study.
2. Approval of scientific review committee and regulatory agencies.
3. Assessment of predictable risks/harms to the animal vs advantage of research outcome.
4. Protocol and proforma of the study.
5. Judicious number of animal allotment and usage in the study.
6. Plans for data analysis and reporting.








7. Adherence to all regulatory requirements and applicable guidelines.
8. Competence of investigators, research and supporting staff.
9. Facilities and Infrastructure in the animal house/respective department.

Only members will make the decision and the decisions shall be taken in the absence of investigators. Decision may be approve, reject or revise the proposals. Specific suggestions for modifications and reasons for rejection should be given. In cases of conditional decisions, clear suggestions for revision and the procedure for having the application re-reviewed should be specified. Modified proposals must be submitted to the Member Secretary, IAEC, within 1 week from the date notification. Chairman, IAEC, Member Secretary IAEC and CPCSEA Nominee will sign on study protocol certificate after clearance of Identified members. Without fail annual progress report will be submitted to IAEC by PI. Final report will be submitted to the IAEC by PI. Any new Information related to the study will be communicated to IAEC by PL. Premature termination of study will be notified with reasons along with summary of the data obtained so far.

C. Record Keeping and Archiving: All following documents must be stored for a period of five years.

1. Curriculum Vitae (CV) and secrecy undertaking of all members of IAEC.
2. Minutes of all meetings duly signed by all members present in meeting.
3. Copy of all correspondence with members, researchers and other regulatory bodies.
4. Copy of existing relevant national and international guidelines on research ethics and laws along with amendments.
5. All study related documents (study projects/protocol with enclosed documents, progress reports) will be archived for minimum of five years after the completion of study. A copy of filled proforma related to the projects shall remain with the PI for minimum of five years. All relevant information on Animal ethics will be brought to the attention of the members of IAEC cumulatively by every member. Member Secretary, IAEC will upload the minutes of meeting to CPCSEA website through user (establishment) login. Also a hard copy will be sent to CPCSEA. Web address of CPCSEA is: <http://cpcsea.nic.in> email is :





cpcsea.moet@gmail.com and postal address is: Member Secretary, CPCSEA Ministry of Environment, Forests and Climate Change (Animal Welfare Division) 5th Floor, Vayu Block Indira Paryawaran Bhawan Zorbagh Road, New Delhi-110 003.

Reimbursement to CPCSEA representative(s) of the IAEC ABCP Sangli will be paid by the Institute as per latest notification of CPCSEA

LIST OF MEMBERS OF ABCP Sangli, IAEC (2018-2023), Registration No.843/PO/RE/S/04/CPCSEA

SR NO.	NAME	Designation
1	Dr.S.A.Tamboli	Chairman And Scientist From Different Discipline
2	Smt.R.R.Salunkhe	Scientist From Different Discipline
3	Dr.S.J.Minache	Veterinarian
4	Dr.P.L.Ladda	Scientist In charge of Animal House Facility
5	Prof.R.J.Jarag	Main Nominee
6	Dr.J.L.Disouza	Link Nominee
7	Dr.R.Boppana	Scientist From Out Side The Institute
8	Mr.R.P.Kulkarni	Socially Aware Nominee
9	Dr.Smt.N.S.Naikawde	Biological Scientist and Member Secretary


**Rats Room, Department of Zoology, ABCP, Sangli Dated 03/12/2021**





SantDnyaneshwarShikshanSanstha's  
**Hon. Shri. Annasaheb Dange Ayurved Medical College**  
A/p : Ashta, Tal. : Walwa, Dist : Sangli – 416 301  
Phone : 02342-241103/241108, Fax – 02342-241110  
Website : [www.adamcashta.com](http://www.adamcashta.com) E-mail : [ashta.adamc@gmail.com](mailto:ashta.adamc@gmail.com)

**Mice Room, Department of Zoology, ABCP, Sangli on Dated 12/03/2021**





**Route of Administration and Handling of Mice and Rats**



  
PRINCIPAL  
Hon. Annasaheb Dange Ayurved Medical  
College, Ashta, Tal. Walwa, Dist. Sangli



Sant Dnyaneshwar Shikshan Sanstha's  
मा. श्री. अण्णासाहेब डंगे आयुर्वेद वैद्यक महाविद्यालय  
Hon. Shri. Annasaheb Dange Ayurved Medical College

मु.पो. : आष्टा, ता. वाळवा, जि. सांगली - ४१६ ३०१  
A/p - Ashta, Tal. Walwa, Dist Sangli - 416 301  
Phone : 02342-241103/241108, Fax - 02342-241110  
Website : www.adamcashta.com E-mail : ashta.adamc@gmail.com

Ref No.

ANIMAL HOUSE  
STUDENT ATTENDANCE REPORT

YEAR: Pre MD/MS Batch 2020-21

Date:- 03/12/2021

Sr. No.	Name of Student	Sub	Student Sign
1	Dr. Atharv Madan Khade	Kayachikitsa	
2	Dr. Sneha Kishor Gujarathi	Kayachikitsa	
3	Dr. Hema Gajanan Mohite	Kayachikitsa	
4	Dr. Sneha Ankush Takale	Kayachikitsa	
6	Dr. Mubin Masim Sayyad	Kayachikitsa	
7	Dr. Payal Harishkumar Madhwani	Stri rog Prasuti	
8	Dr. Rutuja Ramesh Chopane	Stri rog Prasuti	
9	Dr. Nisha Baban Pawshe	Stri rog Prasuti	
10	Dr. Pallavi Ashok Hiwale	Stri rog Prasuti	
11	Dr. Sandhyarani Rajebhau Akate	Stri rog Prasuti	
12	Dr. Shubham Sampatrao Mali	Stri rog Prasuti	
13	Dr. Aniket Ajay Surve	Shalya Tantra	
14	Dr. Madhuri Vijay Jagtap	Shalya Tantra	
15	Dr. Mansi Machhindra Chavan	Shalya Tantra	
16	Dr. Aniket Dattajirao Awatade	Shalya Tantra	
17	Dr. Pranay Bhojraj Sawarbandhe	Shalya Tantra	
18	Dr. Pratiksha Suresh Paturkar	Balrog	
19	Dr. Anita Vilas Patil	Balrog	
20	Dr. Priti Nandkishor Sharma	Balrog	
21	Dr. Madhavi Ravsaheb Patil	Balrog	
22	Dr. Ramdas Shripati Muknar	Balrog	
23	Dr. Ashish Balchandra Pardhi	Shalakyta Tantra	
24	Dr. Shamali Vishwas Kamble	Shalakyta Tantra	
25	Dr. Suraj Damodar Lavate	Shalakyta Tantra	
26	Dr. Ganesh Pramodrao Awari	Shalakyta Tantra	
27	Dr. Gauri Deepak Fitwe	Panchkarma	

28 Dr. Onkar Pundlikrao  
Suryavanshi

Kayachikitsa

