

FEES REGULATING AUTHORITY - 2025-26, Mumbai

305, Govt. Polytechnic Building, Ali Yawar Jung Marg, Bandra (E), Mumbai - 400 051 (M.S.), INDIA

APPROVED FORMAT FOR COMPUTATION OF FEES FOR THE ACADEMIC YEAR 2025-26 FOR BAMS STREAM

1	Name of the College/Institute: Shri Annasaheb Dange Ayurved Medical College, Ashta, Walwa, Sangli Code: BAMS0010 Stream: BAMS Year: 2025-26 Location: A/p : Ashta, Tal:- Walwa, Dist :- Sangli, State :- Maharashtra				
2	Academic Year	Fee Status	Tuition Fee	Development Fee	Total Fee
	Fee for Academic Year 2024-25	No Upward Revision	178571	21429	200000
	Fee for Academic Year 2023-24	Approved	178571	21429	200000
	Fee for Academic Year 2022-23	No Upward Revision	222727	22273	245000
	Fee for Academic Year 2021-22	Approved	222727	22273	245000
	Fee for Academic Year 2020-21	No Upward Revision	213636	21364	235000
	Fee for Academic Year 2019-20	Approved	213636	21364	235000
	b) Fee Proposed by College for AY 2025-26		Proposal Status Y and Proposed fee for 2025-26 Rs. 296000		
	C) Hospital Status:		Own	Date of Hospital Establishment :	01/01/2000
3.	Whether undertaking on stamp paper submitted reg. refund? Y				

		Expenditure incurred (in Rs.)	
		Total	Per Student (divided by 4.8)
4	Computation of final tuition fee and development fee:		
4.1.1	Salary Expenditure for 2023-24 to approved teaching /non teaching staff as per Competent Authority / University Norms.	72407004	160904
4.1.2	Honorarium/Remuneration Paid to Visiting Faculty/Guest Lecturers.	1572664	3495
4.1.3	Stipend paid to the students	0	0
4.1.4	Total Salary Expenditure (4.1.1+4.1.2+4.1.3)	73979668	164399
4.2	Non salary revenue expenditure (Rent, Interest on loan, Penalties if any legal charges and unrelated expenditure to be excluded) for 2023-24	13796327	30659
4.2.1	a) Less income	4691983	10427
	b) Hostel expenses,		
4.2.2	Total (4.1.4 + 4.2) - (4.2.1)	83084012	184631
4.2.2.1	Actual Bank Interest on Working Capital Loan Amount Claimed (0) or Total interest allowable limited to 2% of 4.2.2 (1661680) whichever is lower	0	
4.2.2.2	Total 4.2.2 + 4.2.2.1	83084012	184631
4.2.3	10% of 4.2.2.2 for increase in cost for 2023-24	8308401	18463
4.2.3.1	Equalization Factor - Duration of Course 4.5 Years - 5.48% of 4.2.2	4553004	10118
4.2.4	Hospital deficit	12259349	27243
4.3	Usage charge for building Rs. 5063 per student for total sanctioned intake 1. Usage Charges: 6000 2. Additional Usage Charges: 750 3. For New Colleg Additional: 0 4. Land/Building allotted by Gov. or Public Body: Y (75% Usage Charges Allowed)	2278350	5063
4.4	Depreciation on other assets at approved rates	7427042	16505
4.5	Total of (4.2.2.2 to 4.4)	117910158	262023
4.6	Sanctioned strength in the course run in Academic Year 2023-24 (No.) (This is to exclude the Tuition Waiver Scheme (TWS) students)	450	
4.7	Actual strength in the course run in Academic Year 2023-24 (No.) (Merit Quota+DSY+Management/ Institutional+NRI+EWS+Transfer)=(382.5+0+67.5+0+0+0) (Excluding TFWS, J&K, and Repeaters)	450	
4.8	Controlling strength (No.)(Higher of 4.6 & 4.7)	450	
4.9	Per Student Fee (4.5/4.8)	262023	
4.9.1	Total Tuition Fee (4.9 + 0 Vacancy Allowance) (0% increase due to less admissions if any)	262023	
4.10	Development fee (10% of 4.9.1)	26202	
4.10.1	Total fee (4.9.1 + 4.10)	288225	
4.10.2	Credit for accreditation/quality improvement etc NAAC Grade - A(7861) / NBA Courses - 0(0%)/ NIRF within top 500 - N(0) / ICAR Grade- (0) / MCAER/Agriculture University Grade- (0) - Add = 7861 Ph.D Holder - 3.85% - Add = 0 Research Publications in international journals & Patents - 1.82 per faculty per year - Add = 1310 Placement of students - 100% - Add = 1310	10481	
4.10.3	Total Development Fee (4.10 + 4.10.2-(36683)) or Limited 15% of Tuition Fee(4.9.1- (39303)) whichever is less.	36683	
4.10.4	Total Fee (4.9.1 + 4.10.3)	298706	



Additional Income Consideration - Ref: - Point No. 4.2.1 a) Less Income

Sr No	Income Head	Amount
1	All Receipts other than above under whatsoever head collected	3701247
2	Training & Placement Fees	557800
3	Stationary charges collected	265350
4	L.C. (Leaving Certificate) Fees Income	25820
5	Library Fee / Library Maintenance Income	21246
6	ID Card Fees	7400
7	Bonafide Certificate Fees	16950
8	Admission Cancellation Fees	70500
9	Admission / Application Form Fees	25670
Total		4691983

Date

Place


Saregal
PRINCIPAL

Shri. Annasaheb Dange Ayurved Medical

Signature and Seal of person authorised in terms of section 2 (i) of the Act with Code No.

1098 / Ashra, Tal. Walwa, Dist. Sangli

FOR OFFICE USE ONLY



Date

Disallowance:-

- 1)
- 2)
- 3)
- 4)

Prepared by:

Checked by (Chartered Accountant)

FEES REGULATING AUTHORITY - 2025-26, Mumbai

305, Govt. Polytechnic Building, Ali Yawar Jung Marg, Bandra (E), Mumbai - 400 051 (M.S.), INDIA

Online Fee Approval Proposal for Academic Year 2025-26

Name of the College /Institute	BAMS0010 - Shri Annasaheb Dange Ayurved Medical College, Ashta, Walwa, Sangli
Address	A/p : Ashta, Tal:- Walwa, Dist :- Sangli, State :- Maharashtra

To,
The Hon'ble Chairman,
Fees Regulating Authority,
Maharashtra State,
Mumbai - 400 051

Income Details

Sr. No	Income Head	Total Income	Segmental bifurcation of Income					
			BAMS	BAMSPG	Non FRA	Hostel	Hospital	Trust
1	TUITION FEE	12,85,87,552	10,36,04,840	2,49,82,712	0	0	0	0
2	DEVELOPMENT FEE	1,36,91,503	1,11,44,215	25,47,288	0	0	0	0
3	I CARD FEES	7,400	7,400	0	0	0	0	0
4	ADMN FORM FEES	25,670	25,670	0	0	0	0	0
5	LIBRARY CARD	21,246	21,246	0	0	0	0	0
6	ATTEMPT CERT	25,820	25,820	0	0	0	0	0
7	MET WORKSHOP FEE	5,57,800	5,57,800	0	0	0	0	0
8	ADMN CANCEL FEE	70,500	70,500	0	0	0	0	0
9	JOURNALS	2,65,350	2,65,350	0	0	0	0	0
10	BONAFIED FEES	16,950	16,950	0	0	0	0	0
11	PH. D FEE	2,47,500	2,47,500	0	0	0	0	0
12	OTHER RECEIPT	72,747	72,747	0	0	0	0	0
13	BANK INTEREST	64,239	64,239	0	0	0	0	0
14	EARN & LEARN GRANT	80,500	80,500	0	0	0	0	0
15	NSS GRANT	35,500	35,500	0	0	0	0	0
16	HOSPITAL RECEIPTS	41,55,746	0	0	0	0	41,55,746	0
17	BANK INTEREST	15,108	0	0	0	0	15,108	0
18	DEFICIT	2,72,42,997	0	0	0	0	2,72,42,997	0
19	MUHS EXAM GRANT	32,65,000	32,65,000	0	0	0	0	0
Total Income		17,84,49,128	11,95,05,277	2,75,30,000	0	0	3,14,13,851	0


Income Conversion Details

Sr. No	Income Head	Total Income	Segmental bifurcation of Income Conversion					
			BAMS	BAMSPG	Non FRA	Hostel	Hospital	Trust
1	Deficit - Excess of Expenditure over Income	2,72,42,997	Total 0	Total 0	0	0	2,72,42,997	0
2	All Receipts other than above under whatsoever head collected	78,56,993	Total 37,01,247	Total 0	0	0	41,55,746	0
3	Bank Interest Income	79,347	Total 64,239	Total 0	0	0	15,108	0
4	Training & Placement Fees	5,57,800	Total 5,57,800	Total 0	0	0	0	0
5	Stationary charges collected	2,65,350	Total 2,65,350	Total 0	0	0	0	0
6	L.C. (Leaving Certificate) Fees Income	25,820	Total 25,820	Total 0	0	0	0	0
7	Library Fee / Library Maintenance Income	21,246	Total 21,246	Total 0	0	0	0	0
8	ID Card Fees	7,400	Total 7,400	Total 0	0	0	0	0
9	Bonafide Certificate Fees	16,950	Total 16,950	Total 0	0	0	0	0
10	Admission Cancellation Fees	70,500	Total 70,500	Total 0	0	0	0	0
11	Admission / Application Form Fees	25,670	Total 25,670	Total 0	0	0	0	0
12	Development Fees <u>Upload No. of regular and/or repeater students * Dev. Fee = Total dev. fee (Year-wise and course-wise bifurcation).</u>	1,36,91,503	Total 1,11,44,215	Total 25,47,288	0	0	0	0




13	Tuition Fees <u>Upload No. of regular students and/or repeater students * Tuition fee = Total Tuition Fee (Year-wise and course-wise bifurcation).</u>	12,85,87,552	Total 10,36,04,840	Total 2,49,82,712	0	0	0	0
Total Income		17,84,49,128	11,95,05,277	2,75,30,000	0	0	3,14,13,851	0

Expenses Details								
			Segmental bifurcation of Expense					
Sr. No	Expense Head	Total Expense	BAMS	BAMSPG	Non FRA	Hostel	Hospital	Trust
1	CHEMICAL EXPS.	2,81,415	0	2,81,415	0	0	0	0
2	NON TEACHING STAFF SALARY	1,49,96,521	1,07,71,871	42,24,650	0	0	0	0
3	CONTINUATION OF AFFILIATION	2,22,727	2,22,727	0	0	0	0	0
4	VISITATION FEE	1,77,000	1,77,000	0	0	0	0	0
5	AC REPAIRY & MAINT EXPS	12,756	12,756	0	0	0	0	0
6	ADVERTISEMENT EXPS.	2,00,817	2,00,817	0	0	0	0	0
7	RO WATER REPAIRS & MAINT EXPS.	22,720	22,720	0	0	0	0	0
8	AMBULANCE MAINTENCE EXPS.	8,850	8,850	0	0	0	0	0
9	AUDIT FEES	1,50,500	1,50,500	0	0	0	0	0
10	HERBAL GARDEN EXPS.	500	500	0	0	0	0	0
11	BAL ROG DEPT. EXPS.	12,000	12,000	0	0	0	0	0
12	BANK COMMISSION	3,501	3,501	0	0	0	0	0
13	COMPUTER REPAIR & MAINT EXPS	72,385	72,385	0	0	0	0	0
14	ELECTRIC REPAIRS & MAINTENCE EXPS.	2,28,566	2,28,566	0	0	0	0	0
15	CONSULTATION FEES	1,30,000	1,30,000	0	0	0	0	0
16	STUDENT STATIONERY EXPS.	48,000	48,000	0	0	0	0	0
17	DIGITALIZATION FEES	35,400	35,400	0	0	0	0	0
18	DRAVYAGUNA EXPS.	2,658	2,658	0	0	0	0	0
19	ARA PROCESSING FEE	82,059	82,059	0	0	0	0	0
20	STUDENT TOUR EXPS.	40,000	40,000	0	0	0	0	0
21	GENERATOR EXPS.	1,40,763	1,40,763	0	0	0	0	0
22	HOSPITALITY EXPS.	27,581	27,581	0	0	0	0	0
23	INTERNET EXPS.	25,832	25,832	0	0	0	0	0
24	ELECTRIC BILL EXPS.	26,83,690	26,83,690	0	0	0	0	0
25	FIRE FIGHTER MAINT EXPS.	51,593	51,593	0	0	0	0	0
26	NEWS PAPER & MAGAZINE EXPS.	1,29,127	1,29,127	0	0	0	0	0
27	FRA REVIEW FEE EXPS.	1,00,000	1,00,000	0	0	0	0	0
28	CHEMICAL EXPS.	30,014	30,014	0	0	0	0	0
29	NAAC IQAC FEE	29,500	29,500	0	0	0	0	0
30	STUDENT INSURANCE EXPS.	2,12,500	2,12,500	0	0	0	0	0
31	MET WORKSHOP EXPS.	16,725	16,725	0	0	0	0	0
32	MUNCIPAL TAXES	31,800	31,800	0	0	0	0	0
33	OFFICE EXPS.	1,40,139	1,40,139	0	0	0	0	0
34	POSTAGE EXPS.	4,478	4,478	0	0	0	0	0
35	PRINTING & STATIONERY EXPS.	15,56,623	15,56,623	0	0	0	0	0
36	STUDENT SPANDAN EXPS.	23,187	23,187	0	0	0	0	0
37	SPORTS & GADHERING EXPS.	1,41,500	1,41,500	0	0	0	0	0
38	PROVIDEND FUND & PF ADMN CHARGES	44,45,609	44,45,609	0	0	0	0	0
39	RASASHTRA DEPT. EXPS.	3,12,202	3,12,202	0	0	0	0	0
40	REPAIRS & MAINTENCE EXPS.	12,35,631	12,35,631	0	0	0	0	0
41	RESEARCH WORKSHOP EXPS.	4,48,450	4,48,450	0	0	0	0	0
42	ROG NIDAN DEPT. EXPS.	1,55,523	1,55,523	0	0	0	0	0
43	SAMARABH EXPS.	68,856	68,856	0	0	0	0	0
44	SARAVA ROG SHIBHIR EXPS.	24,431	24,431	0	0	0	0	0
45	SECURITY EXPS.	20,08,616	20,08,616	0	0	0	0	0
46	RADIOLOGICAL EQUIPMENT MAINT EXPS.	10,000	10,000	0	0	0	0	0
47	WATER CHARGES	5,580	5,580	0	0	0	0	0
48	STUDENT SEMINAR EXPS.	38,379	38,379	0	0	0	0	0
49	SUNDRY EXPS.	6,898	6,898	0	0	0	0	0
50	SWASTHVRITA DEPT. EXPS.	30,242	30,242	0	0	0	0	0
51	TEA & REFRESHMENT EXPS.	55,615	55,615	0	0	0	0	0
52	TELEPHONE EXPS.	1,332	1,332	0	0	0	0	0



53	TRANSPORT CHARGES	6,020	6,020	0	0	0	0	0
54	TRAVELLING EXPS.	1,69,321	1,69,321	0	0	0	0	0
55	STAFF SEMINAR EXPS.	3,880	3,880	0	0	0	0	0
56	UNIV PRORATA CONT FEE	57,000	57,000	0	0	0	0	0
57	ZEROX EXPS.	6,549	6,549	0	0	0	0	0
58	TEACHING STAFF SALARY	6,39,38,284	5,71,89,524	67,48,760	0	0	0	0
59	VISITING GUEST LECTURER	20,33,901	15,72,664	4,61,237	0	0	0	0
60	KAYACHIKITSA DEPT. EXPS.	1,41,225	1,41,225	0	0	0	0	0
61	PANCHKARMA DEPT. E XPS.	29,244	29,244	0	0	0	0	0
62	SHALAKYA TANTRA DEPT. EXPS.	90,957	90,957	0	0	0	0	0
63	SHARIRI KRIYA DEPT. EXPS.	44,620	44,620	0	0	0	0	0
64	SHARIR RACHANA DEPT. EXPS.	1,21,000	1,21,000	0	0	0	0	0
65	CONTINUATION OF AFFILIATION	1,35,000	0	1,35,000	0	0	0	0
66	VISITATION FEE	1,18,000	0	1,18,000	0	0	0	0
67	AFFILIATION FEE	1,50,000	0	1,50,000	0	0	0	0
68	CHANGE OF GUIDE	8,750	0	8,750	0	0	0	0
69	REPAIRS & MAINTENCE EXPS.	3,87,460	0	3,87,460	0	0	0	0
70	ARA PROCESSING FEE	32,000	0	32,000	0	0	0	0
71	TEA & REFRESHMENT EXPS.	3,10,377	0	3,10,377	0	0	0	0
72	STUDENT STATIONERY EXPS.	14,463	0	14,463	0	0	0	0
73	PG LAB & DEPT. EXPS.	2,50,000	0	2,50,000	0	0	0	0
74	STUDENT WORKSHOP EXPS.	10,000	0	10,000	0	0	0	0
75	UNIVERSITY FEE	75,000	0	75,000	0	0	0	0
76	STUDENT SEMINAR EXPS.	3,26,010	0	3,26,010	0	0	0	0
77	CONSUMABLES	2,51,294	0	2,51,294	0	0	0	0
78	DEPRECIATION	74,59,662	74,27,043	32,619	0	0	0	0
79	MUHS EXAM EXPS.	15,89,650	15,89,650	0	0	0	0	0
80	MUHS EXAM BANK CHARGES	7,510	7,510	0	0	0	0	0
81	NSS EXPS.	67,580	67,580	0	0	0	0	0
82	EARN & LEARN EXPS.	58,000	58,000	0	0	0	0	0
83	MUHS REFUND	2,06,525	2,06,525	0	0	0	0	0
84	SURPLUS	3,80,15,204	2,43,02,239	1,37,12,965	0	0	0	0
85	HOSPITAL SALARY EXPS.	2,87,64,634	0	0	0	0	2,87,64,634	0
86	HOSPITAL EXPS.	26,49,217	0	0	0	0	26,49,217	0
Total Expenses		17,84,49,128	11,95,05,277	2,75,30,000	0	0	3,14,13,851	0

Expenses Conversion Details								
			Segmental bifurcation of Expenses					
Main Head	Sub Head	Total Expenses	BAMS	BAMSPG	Non FRA Courses	Hostel	Hospital	Trust
Salary - Teaching Staff	Pay (includes consolidated or basic, GP, HRA, DA, TA, Other allowance and leave encashment paid)	6,39,38,284	Total 5,71,89,524 Paid 5,71,89,524 Provision for Unpaid 0 Claimed 5,71,89,524	Total 67,48,760 Paid 67,48,760 Provision for Unpaid 0 Claimed 67,48,760	0	0	0	0
Salary Teaching and Non- Teaching Staff	Colleges Contribution to PF	42,74,625	Total 42,74,625 Paid 42,74,625 Provision for Unpaid 0 Claimed 42,74,625	Total 0 Paid 0 Provision for Unpaid 0 Claimed 0	0	0	0	0
Salary Teaching and Non- Teaching Staff	Admin Charges PF	1,70,984	Total 1,70,984 Paid 1,70,984 Provision for Unpaid 0 Claimed 1,70,984	Total 0 Paid 0 Provision for Unpaid 0 Claimed 0	0	0	0	0
Salary of Non-Teaching Staff -	Pay (includes consolidated or basic, GP, HRA, DA, TA, Other allowance	1,49,96,521	Total 1,07,71,871	Total 42,24,650	0	0		



Regular/Adhoc	and leave encashment paid)		Paid 1,07,71,871 Provision for Unpaid 0 Claimed 1,07,71,871	Paid 42,24,650 Provision for Unpaid 0 Claimed 42,24,650				
Honorarium/ Remuneration paid to the visiting faculty	Remuneration Charges Paid to Visiting Faculties	14,27,025	Total 12,01,564 Claimed 12,01,564	Total 2,25,461 Claimed 2,25,461	0	0	0	0
Honorarium/ Remuneration paid to the Guest lecturer	Remuneration Charges Paid to Guest Lecturer	6,06,876	Total 3,71,100 Claimed 3,71,100	Total 2,35,776 Claimed 2,35,776	0	0	0	0
Affiliation	Affiliation Fee Paid to Affiliating Authority	92,400	Total 92,400 Claimed 92,400	Total 0 Claimed 0	0	0	0	0
Affiliation	Inspection Fee paid to various Competent / Affiliating Authorities <u>Upload - the receipt of payment showing acknowledgement of Payment of inspection fee by the affiliating authority</u>	2,95,000	Total 1,77,000 Claimed 1,77,000	Total 1,18,000 Claimed 1,18,000	0	0	0	0
Affiliation	University Affiliation Fee	5,82,727	Total 2,22,727 Claimed 2,22,727	Total 3,60,000 Claimed 3,60,000	0	0	0	0
Insurance	Student Insurance <u>Upload copy of insurance policy made towards Student</u>	2,12,500	Total 2,12,500 Claimed 2,12,500	Total 0 Claimed 0	0	0	0	0
Repairs and Maintenance	Repairs & Maintenance of College Building	16,23,091	Total 12,35,631 Claimed 12,35,631	Total 3,87,460 Claimed 3,87,460	0	0	0	0
Repairs and Maintenance	Furniture, Equipments, Vehicle, Computers, Electrification, etc Maintenance	4,50,564	Total 4,50,564 Claimed 4,50,564	Total 0 Claimed 0	0	0	0	0
Repairs and Maintenance	Annual Maintenance Charges (AMC) for e.g. Lift, AC, Fire System, Computer Hardware etc.	97,069	Total 97,069 Claimed 97,069	Total 0 Claimed 0	0	0	0	0
Property Tax	Municipal/ Corporation/ Municipal Council/Gram Panchayat/NA Tax etc.	31,800	Total 31,800 Claimed 31,800	Total 0 Claimed 0	0	0	0	0
Transport Charges	Transport Vehicles bus for others	6,020	Total 6,020 Claimed 6,020	Total 0 Claimed 0	0	0	0	0
Audit Fees	Audit Fee - College	1,50,500	Total 1,50,500 Claimed 1,50,500	Total 0 Claimed 0	0	0	0	0
Fee Regulating Authority fees	Processing fee/Review fee paid to Fees Regulating Authority <u>Upload receipt of Processing Fee/Review fee paid to Fees Regulating Authority</u>	1,00,000	Total 1,00,000 Claimed 1,00,000	Total 0 Claimed 0	0	0	0	0
Admissions Regulating Authority	Processing fee paid to Admission Regulating Authority <u>Upload receipt of Processing fee paid to Admission Regulating Authority</u>	1,14,059	Total 82,059 Claimed 82,059	Total 32,000 Claimed 32,000	0	0	0	0
Expenditure of Advertisement	Admission published in the Newspaper/ Social Media <u>Upload Item wise List with course wise bifurcation towards advertisement publish in newspaper/ social media</u>	54,451	Total 54,451 Claimed 54,451	Total 0 Claimed 0	0	0	0	0
Expenditure of Advertisement	Cost of other advertisements for recruitment of staff <u>Upload Item wise List with course wise bifurcation towards advertisement published in newspaper, social media, magazines, print media, periodicals, etc.</u>	70,814	Total 70,814 Claimed 70,814	Total 0 Claimed 0	0	0	0	0



Expenditure of Advertisement	Cost of other advertisements for Admissions <u>Upload Item wise List with course wise bifurcation towards advertisement published in newspaper, social media, magazines, print media, periodicals, etc.</u>	75,552	Total 75,552 Claimed 75,552	Total 0 Claimed 0	0	0	0	0
Expenses related to Students	1. Students Gathering Expenses	3,26,010	Total 0 Claimed 0	Total 3,26,010 Claimed 3,26,010	0	0	0	0
Expenses related to Students	2. Student sports activities & gymkhana expenses	1,64,687	Total 1,64,687 Claimed 1,64,687	Total 0 Claimed 0	0	0	0	0
Expenses related to Students	4. Training & placement expenses	1,53,104	Total 1,43,104 Claimed 1,43,104	Total 10,000 Claimed 10,000	0	0	0	0
Expenses related to Students	Any other expenses relating to students activity not covered by item no.1 to 6	3,04,395	Total 3,04,395 Claimed 3,04,395	Total 0 Claimed 0	0	0	0	0
Bank Commission / Charges	Bank Charges/Bank Commission	11,011	Total 11,011 Claimed 11,011	Total 0 Claimed 0	0	0	0	0
Professional Charges	Professional Fees - Others (Chartered Accountant, ICWA, Company Secretary, TDS, GST, Professional Tax, Provident Fund etc.)	1,30,000	Total 1,30,000 Claimed 1,30,000	Total 0 Claimed 0	0	0	0	0
Meeting Fees and Expenses	Conveyance, Travelling, etc. for official purposes to faculty & staff	7,84,597	Total 4,74,220 Claimed 4,74,220	Total 3,10,377 Claimed 3,10,377	0	0	0	0
Communication Expenses	Internet Charges <u>Upload - receipt & proof of payment made to provider</u>	25,832	Total 25,832 Claimed 25,832	Total 0 Claimed 0	0	0	0	0
Communication Expenses	Telephone, Mobile, Fax Charges	6,549	Total 6,549 Claimed 6,549	Total 0 Claimed 0	0	0	0	0
Communication Expenses	Postage, Courier Charges	8,750	Total 0 Claimed 0	Total 8,750 Claimed 8,750	0	0	0	0
Printing and Stationery	Prospectus printing	6,02,920	Total 6,02,920 Claimed 6,02,920	Total 0 Claimed 0	0	0	0	0
Printing and Stationery	Exam papers and form printing	9,53,703	Total 9,53,703 Claimed 9,53,703	Total 0 Claimed 0	0	0	0	0
Printing and Stationery	Other stationary	4,62,913	Total 4,48,450 Claimed 4,48,450	Total 14,463 Claimed 14,463	0	0	0	0
Establishment Expenses	Electricity	26,83,690	Total 26,83,690 Claimed 26,83,690	Total 0 Claimed 0	0	0	0	0
Establishment Expenses	Water and Tanker Charges <u>Upload Copies of bills and receipts of payments made towards water charges with course-wise bifurcation claimed as an expenditure in the proposal form.</u>	5,580	Total 5,580 Claimed 5,580	Total 0 Claimed 0	0	0	0	0
Establishment Expenses	Gardening Material	500	Total 500 Claimed 500	Total 0 Claimed 0	0	0	0	0
Contractual Services	Security services	20,08,616	Total 20,08,616 Claimed 20,08,616	Total 0 Claimed 0	0	0	0	0



34

Laboratory Material and Other Consumable for College	Laboratory Material, Demonstration Material, Consumables, Chemicals etc.	12,26,310	Total 6,93,601 Claimed 6,93,601	Total 5,32,709 Claimed 5,32,709	0	0	0	0
Hospital Expenses	Hospital staff salary (Doctors, assistants, nurses, aayah etc)	2,87,64,634	Total 0 Claimed 0	Total 0 Claimed 0	0	0	2,87,64,634	0
Hospital Expenses	Patient Treatment expenses	11,76,027	Total 0 Claimed 0	Total 0 Claimed 0	0	0	11,76,027	0
Hospital Expenses	Patient Material and Suithers expenses	1,81,432	Total 0 Claimed 0	Total 0 Claimed 0	0	0	1,81,432	0
Hospital Expenses	Patient Medicine, Implant, etc.	9,52,309	Total 0 Claimed 0	Total 0 Claimed 0	0	0	9,52,309	0
Hospital Expenses	Sweeping	1,86,561	Total 0 Claimed 0	Total 0 Claimed 0	0	0	1,86,561	0
Hospital Expenses	Other	1,52,888	Total 0 Claimed 0	Total 0 Claimed 0	0	0	1,52,888	0
Other Expenses	The processing fee paid to NAAC / NBA / NIRF / NABH/NABL etc. for accreditation (if applicable).	29,500	Total 29,500 Claimed 29,500	Total 0 Claimed 0	0	0	0	0
Other Expenses	All other expenses not categories/ not grouped in any heads/sub heads given above	19,21,755	Total 19,21,755 Claimed 19,21,755	Total 0 Claimed 0	0	0	0	0
Depreciation	As debited to Income & Expenditure Account	74,59,662	Total 74,27,043 Claimed 0	Total 32,619 Claimed 0	0	0	0	0
Magazine, Journals, periodicals etc subscription	Magazine, Journals, periodicals etc subscription	3,79,127	Total 1,29,127 Claimed 1,29,127	Total 2,50,000 Claimed 2,50,000	0	0	0	0
Surplus/ Excess of income over expenditure as per audited IE account of college	Surplus/ Excess of income over expenditure as per audited IE account of college	3,80,15,204	Total 2,43,02,239 Claimed 0	Total 1,37,12,965 Claimed 0	0	0	0	0
Total Expenses		17,84,49,128	11,95,05,277	2,75,30,000	0	0	3,14,13,851	0
Total Claimed Expenses			8,77,75,995	1,37,84,416				

Allowability of Hospital Expenses

Hospital Year of Establishment 0

Financial Details (Rs)

Total Hospital Income 0

Total Hospital Expenses 0

Hospital Deficit = Total expenses - Total income 0

Total Deficit 0

Claimed Deficit BAMS: 12259349
BAMSPG: 14983648

FOR OFFICE USE ONLY

Received the fee approval proposal for academic year 2025-26


Proposal for Academic Year 2025-26

Accepted

or

Returned as Deficient Proposal. Deficiencies mentioned as per the Checklist

Sr. No. _____



Date: / /

Verified by
(Name of the Office Person & its Signature)

Signature of Section Officer
FEES REGULATING AUTHORITY - 2025-26

